



ESRI PÄEVAD 2014

ArcGIS Pro

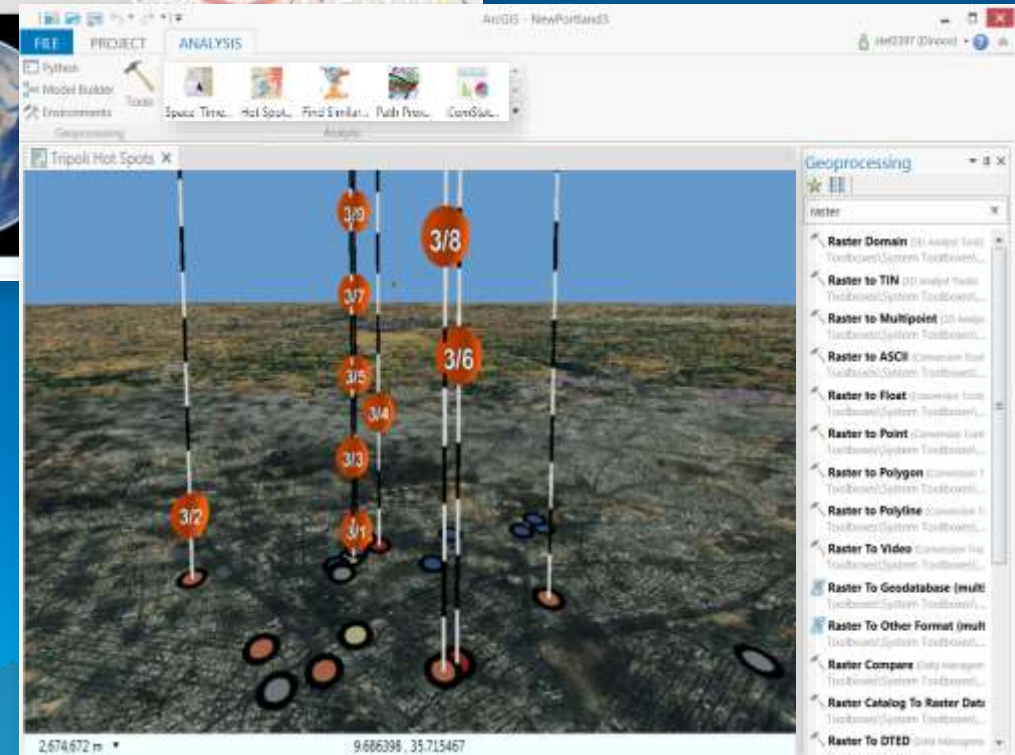
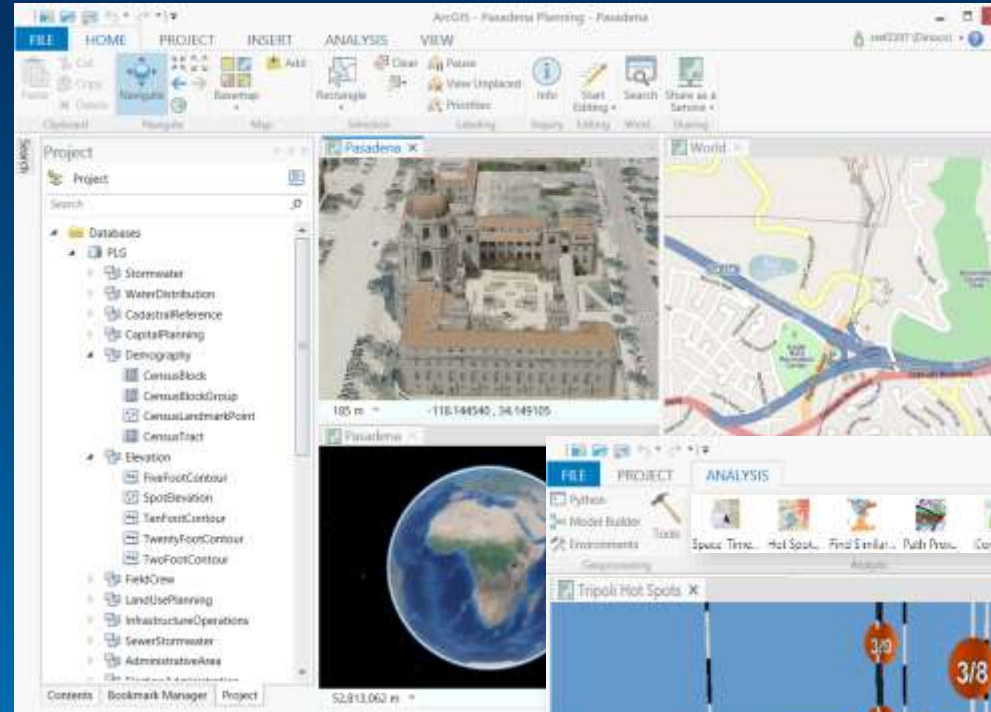
ArcGIS Desktop uuendused

Tõnis Laur



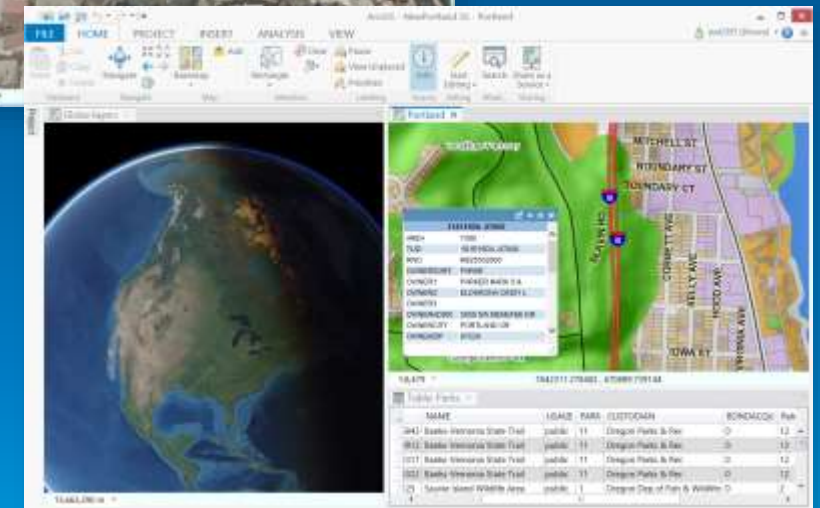
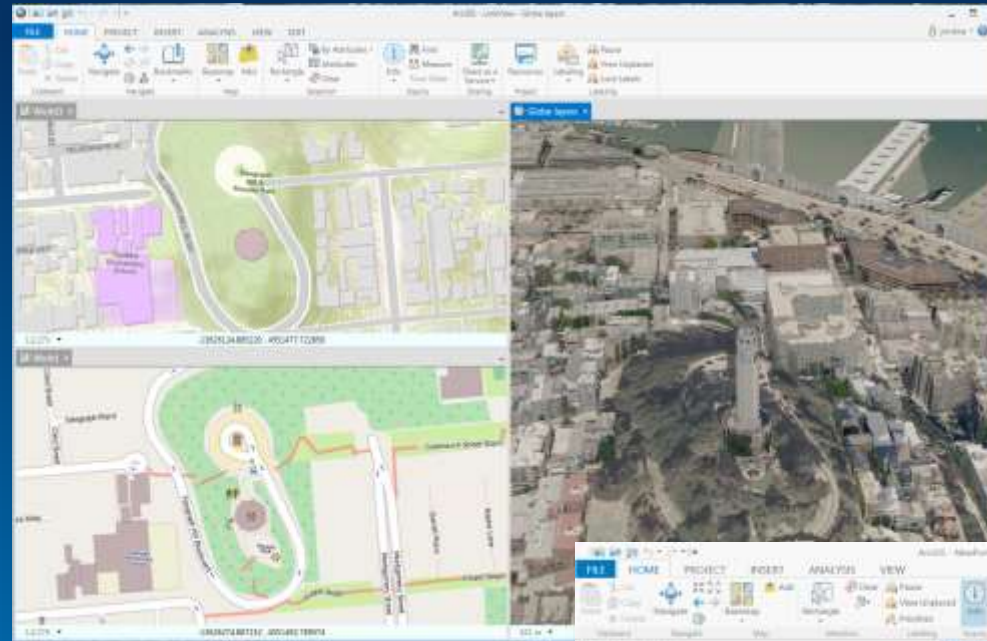
ArcGIS Pro

- Uus desktop tarkvara
- ArcGIS for Desktop:
 - ArcMap
 - ArcCatalog
 - ArcScene
 - ArcGlobe
 - ArcGIS Pro



ArcGIS Pro

- 2D ja 3D ühes rakenduses
- 2D ja 3D redigeerimine
- Mitu kaardi- ja trükivaadet
- Kiire kaardi kuvamine
- Projektipõhised tööprotsessid
- Analüüsid (Python)
- 64-bit, multi-threaded
- Veebipõhine installeerimine ja automaatsed uuendused



Demo

ArcGIS Pro



ArcGIS Pro

The screenshot displays the ArcGIS Pro desktop environment. The main window is titled "ArcGIS Pro" and features a top navigation bar with icons for Home, Map, Layout, and Project. Below the navigation bar, the "ArcGIS Pro" logo is prominently displayed. The main area is divided into two primary sections: "Open a Recent Project" and "Create a New Project".

Open a Recent Project: This section lists three recent projects: "Tuulepark...", "DEMO_ESRI", and "MyProject". Each project is represented by a folder icon with a map thumbnail. Below these, there is a link to "Open Another Project".

Create a New Project: This section prompts the user to "Select a project template". The available templates are:

- Blank
- Project with local scene.ppkx
- Project with map.ppkx
- Project with scene.ppkx
- Open Another Project Template

In the top right corner, an "ArcGIS Pro Update Available" notification is visible, featuring a cloud download icon, a "Download now" button, and a checked checkbox for "Check for updates on startup".

Overlaid on the bottom of the main window is the "ArcGIS Pro Download Manager" window. It shows the text "ArcGIS Pro" and "Downloading update...". A progress bar is partially filled with green, and the status text at the bottom reads "Downloading 26720 of 739818 KB...". The window includes "Pause" and "Cancel" buttons.